

## **A** Neshoba Central High School

Neshoba County School District

1123 GOLF COURSE ROAD  
Philadelphia, MS 39350

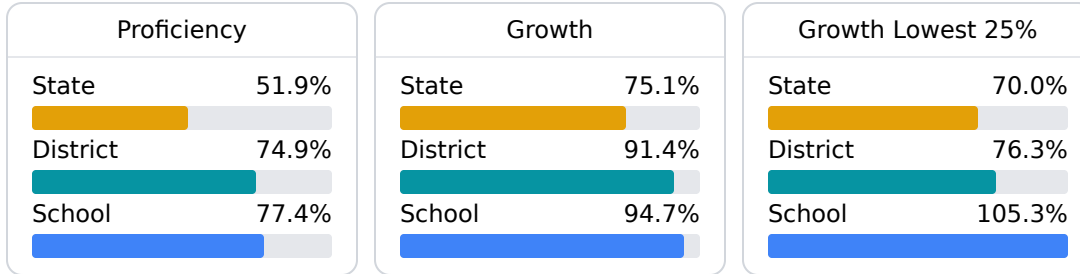
Jason Gentry  
jgentry@neshobacentral.com

### School Accountability Grade Components

Mississippi's accountability system assigns "A" through "F" letter grades for schools and districts. Grades are based on student achievement, student growth, student participation in testing, and other academic measures.

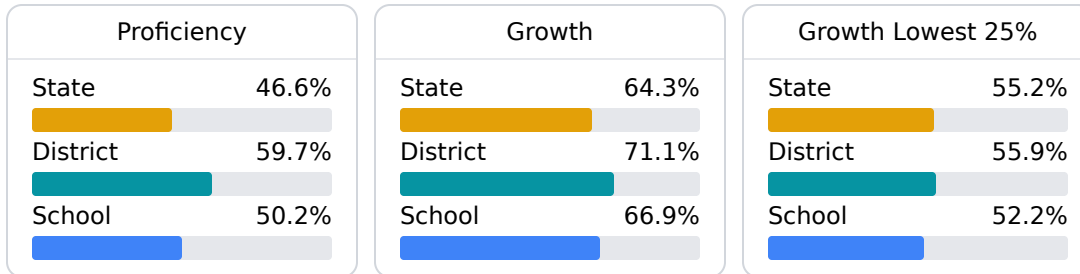
#### Math

Measurements of student performance on the statewide math assessment.



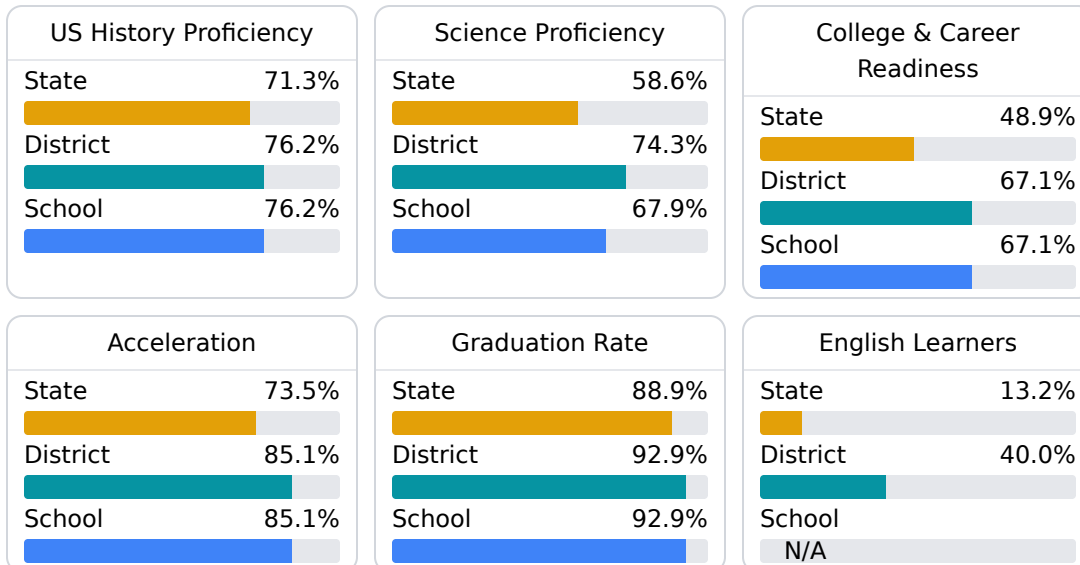
#### English

Measurements of student performance on the statewide English language arts (ELA) assessment.



#### Other Measures

Other measurements of student performance that factor into the accountability grade.



### Teacher Data

60.4

Teachers



91.0%

Experienced Teachers

7.8%

Provisional Teachers

100.0%

In-Field Teachers

## Detailed Assessment and Other Data

### Student Performance

The following information shows each level of student performance on statewide assessments.

#### Math

Level 1	Level 2	Level 3	Level 4	Level 5
State 0-10%	State 11-20%	State 21-30%	State 31-40%	State 11-20%
District 0-10%	District 0-10%	District 21-30%	District 31-40%	District 31-40%
School 0-10%	School 0-10%	School 21-30%	School 51-60%	School 11-20%
Minimal	Basic	Passing	Proficient	Advanced

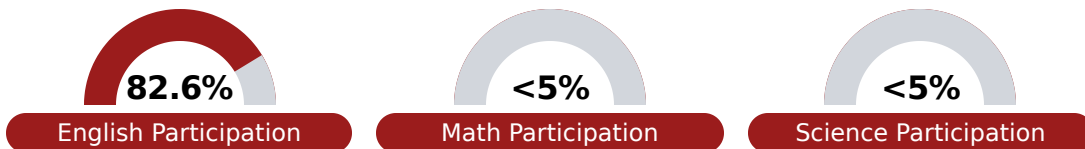
#### English

Level 1	Level 2	Level 3	Level 4	Level 5
State 8.1%	State 16.3%	State 30.4%	State 30.2%	State 14.9%
District 0-10%	District 0-10%	District 21-30%	District 31-40%	District 21-30%
School N/A	School 91-100%	School N/A	School N/A	School N/A
Minimal	Basic	Passing	Proficient	Advanced

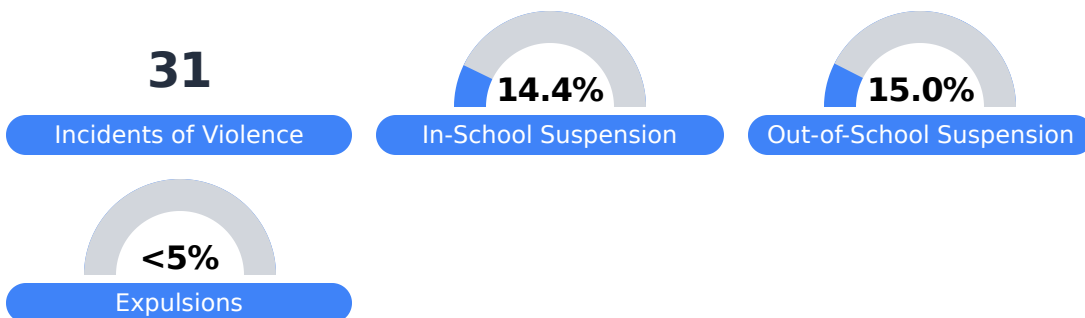
#### Science

Level 1	Level 2	Level 3	Level 4	Level 5
State 11.4%	State 11.9%	State 20.8%	State 33.6%	State 22.3%
District 0-10%	District 0-10%	District 11-20%	District 31-40%	District 31-40%
School 5.8%	School 12.7%	School 24.7%	School 36.1%	School 20.6%
Minimal	Basic	Passing	Proficient	Advanced

## Student Assessment Participation



## Discipline



\* Source: 2017-2018 Civil Rights Data Collection

## Other Data

